

## Printed-circuit board connector - MC 1,5/ 6-ST-3,5 - 1840405

Please be informed that the data shown in this PDF Document is generated from our Online Catalog. Please find the complete data in the user's documentation. Our General Terms of Use for Downloads are valid (<http://phoenixcontact.com/download>)

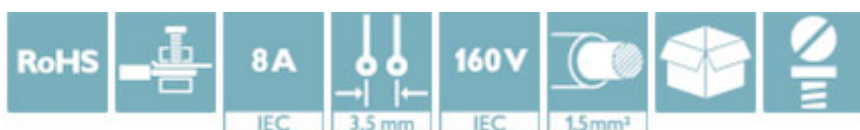
Plug component, Nominal current: 8 A, Rated voltage (III/2): 160 V, Number of positions: 6, Pitch: 3.5 mm, Connection method: Screw connection with tension sleeve, Color: green, Contact surface: Tin




The figure shows a 10-position version of the product

### Why buy this product

- ✓ Well-known connection principle allows worldwide use
- ✓ Low temperature rise, thanks to maximum contact force
- ✓ Allows connection of two conductors



### Key Commercial Data

Packing unit	50 STK
GTIN	 4 017918 111588
GTIN	4017918111588
Weight per Piece (excluding packing)	4.410 g
Custom tariff number	85366990
Country of origin	Germany

### Technical data

#### Dimensions

Length	16.1 mm
Height	11.1 mm
Width	21 mm
Pitch	3.5 mm
Dimension a	17.5 mm

#### General

Range of articles	MC 1,5/...-ST
Type of contact	Female connector

# Printed-circuit board connector - MC 1,5/ 6-ST-3,5 - 1840405

## Technical data

### General

Number of positions	6
Connection method	Screw connection with tension sleeve
Insulating material group	I
Rated surge voltage (III/3)	2.5 kV
Rated surge voltage (III/2)	2.5 kV
Rated surge voltage (II/2)	2.5 kV
Rated voltage (III/3)	160 V
Rated voltage (III/2)	160 V
Rated voltage (II/2)	320 V
Connection in acc. with standard	EN-VDE
Nominal current $I_N$	8 A
Nominal cross section	1.5 mm <sup>2</sup>
Maximum load current	8 A (with 1.5 mm <sup>2</sup> conductor cross section)
Insulating material	PA
Flammability rating according to UL 94	V0
Internal cylindrical gage	A1
Stripping length	7 mm
Screw thread	M2
Tightening torque, min	0.22 Nm
Tightening torque max	0.25 Nm

### Connection data

Conductor cross section solid min.	0.14 mm <sup>2</sup>
Conductor cross section solid max.	1.5 mm <sup>2</sup>
Conductor cross section flexible min.	0.14 mm <sup>2</sup>
Conductor cross section flexible max.	1.5 mm <sup>2</sup>
Conductor cross section flexible, with ferrule without plastic sleeve min.	0.25 mm <sup>2</sup>
Conductor cross section flexible, with ferrule without plastic sleeve max.	1.5 mm <sup>2</sup>
Conductor cross section flexible, with ferrule with plastic sleeve min.	0.25 mm <sup>2</sup>
Conductor cross section flexible, with ferrule with plastic sleeve max.	0.5 mm <sup>2</sup>
Conductor cross section AWG min.	28
Conductor cross section AWG max.	16
2 conductors with same cross section, solid min.	0.08 mm <sup>2</sup>
2 conductors with same cross section, solid max.	0.5 mm <sup>2</sup>
2 conductors with same cross section, stranded min.	0.08 mm <sup>2</sup>
2 conductors with same cross section, stranded max.	0.75 mm <sup>2</sup>
2 conductors with same cross section, stranded, ferrules without plastic sleeve, min.	0.25 mm <sup>2</sup>
2 conductors with same cross section, stranded, ferrules without plastic sleeve, max.	0.34 mm <sup>2</sup>
2 conductors with same cross section, stranded, TWIN ferrules with plastic sleeve, min.	0.5 mm <sup>2</sup>

# Printed-circuit board connector - MC 1,5/ 6-ST-3,5 - 1840405

## Technical data

### Connection data

2 conductors with same cross section, stranded, TWIN ferrules with plastic sleeve, max.	0.5 mm <sup>2</sup>
Minimum AWG according to UL/CUL	30
Maximum AWG according to UL/CUL	14

### Standards and Regulations

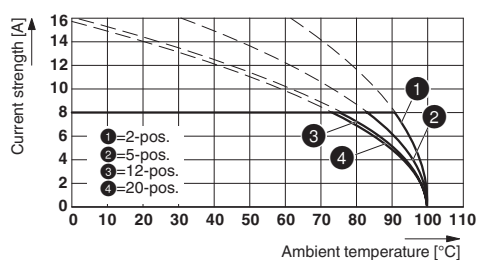
Connection in acc. with standard	EN-VDE
	CSA
Flammability rating according to UL 94	V0

### Environmental Product Compliance

China RoHS	Environmentally Friendly Use Period = 50
	For details about hazardous substances go to tab "Downloads", Category "Manufacturer's declaration"

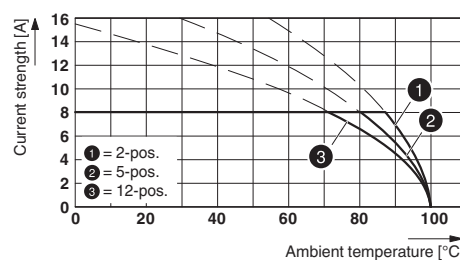
## Drawings

Diagram



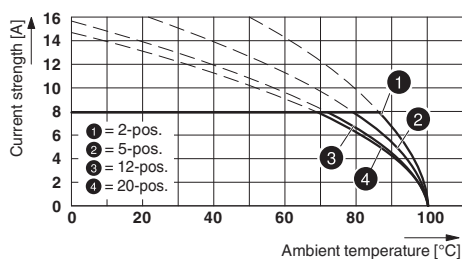
Type: MC 1,5/...-ST-3,5 with MCV 1,5/...-G-3,5

Diagram



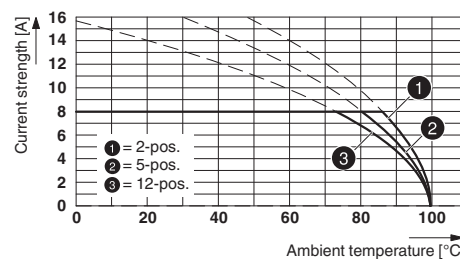
Type: MC 1,5/...-ST(F)-3,5 with MCV 1,5/...-G(F)-3,5 P... THR

Diagram



Type: MC 1,5/...-ST-3,5 with MC 1,5/...-G-3,5

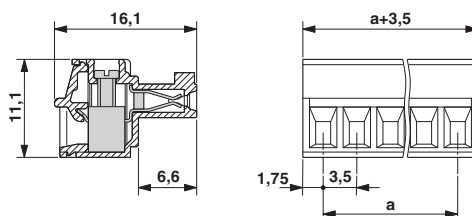
Diagram



Type: MC 1,5/...-ST(F)-3,5 with MC 1,5/...-G(F)-3,5 P... THR

## Printed-circuit board connector - MC 1,5/ 6-ST-3,5 - 1840405

Dimensional drawing



### Classifications

eCl@ss

eCl@ss 4.0	272607xx
eCl@ss 4.1	27260701
eCl@ss 5.0	27260701
eCl@ss 5.1	27260701
eCl@ss 6.0	27260704
eCl@ss 7.0	27440402
eCl@ss 8.0	27440309
eCl@ss 9.0	27440309

ETIM

ETIM 3.0	EC001121
ETIM 4.0	EC002638
ETIM 5.0	EC002638
ETIM 6.0	EC002638

UNSPSC

UNSPSC 6.01	30211810
UNSPSC 7.0901	39121409
UNSPSC 11	39121409
UNSPSC 12.01	39121409
UNSPSC 13.2	39121409

### Approvals

Approvals

Approvals

CSA / VDE Gutachten mit Fertigungsüberwachung / IEC CB Scheme / CCA / cULus Recognized / EAC


Ex Approvals


## Printed-circuit board connector - MC 1,5/ 6-ST-3,5 - 1840405

### Approvals


#### Approval details

CSA		<a href="http://www.csagroup.org/services/testing-and-certification/certified-product-listing/">http://www.csagroup.org/services/testing-and-certification/certified-product-listing/</a>	13631
	B	D	
mm²/AWG/kcmil	28-16	28-16	
Nominal current I <sub>N</sub>	8 A	8 A	
Nominal voltage U <sub>N</sub>	300 V	300 V	

VDE Gutachten mit Fertigungsüberwachung		<a href="http://www.vde.com/en/Institute/OnlineService/VDE-approved-products/Pages/Online-Search.aspx">http://www.vde.com/en/Institute/OnlineService/VDE-approved-products/Pages/Online-Search.aspx</a>	40011723
mm²/AWG/kcmil	0.2-1.5		
Nominal current I <sub>N</sub>	8 A		
Nominal voltage U <sub>N</sub>	160 V		

IECEE CB Scheme		<a href="http://www.iecee.org/">http://www.iecee.org/</a>	DE1-56063-B1B2
mm²/AWG/kcmil	0.2-1.5		
Nominal current I <sub>N</sub>	8 A		
Nominal voltage U <sub>N</sub>	160 V		

CCA	CCA/ DE1 34219		
mm²/AWG/kcmil	0.2-1.5		
Nominal current I <sub>N</sub>	8 A		
Nominal voltage U <sub>N</sub>	160 V		

cULus Recognized		<a href="http://database.ul.com/cgi-bin/XYV/template/LISEXT/1FRAME/index.htm">http://database.ul.com/cgi-bin/XYV/template/LISEXT/1FRAME/index.htm</a>	E60425-20110128
	B	D	
mm²/AWG/kcmil	30-14	30-14	
Nominal current I <sub>N</sub>	8 A	8 A	
Nominal voltage U <sub>N</sub>	300 V	300 V	

## Printed-circuit board connector - MC 1,5/ 6-ST-3,5 - 1840405

### Approvals

EAC



B.01742

### Accessories

#### Accessories

##### Labeled terminal marker

Marker card - SK 3,5/2,8:FORTL.ZAHLEN - 0804073



Marker card, Card, white, labeled, Horizontal: Consecutive numbers 1 - 10, 11 - 20, etc. up to 91 - 99, Mounting type: Adhesive, for terminal block width: 3.5 mm, Lettering field: 3.5 x 2.8 mm

### Screwdriver tools

Screwdriver - SZS 0,4X2,5 VDE - 1205037



Screwdriver, slot-headed, VDE insulated, size: 0.4 x 2.5 x 80 mm, 2-component grip, with non-slip grip

### Additional products

Printed-circuit board connector - MCV 1,5/ 6-G-3,5 P20 THRR56 - 1780969



Header, Nominal current: 8 A, Rated voltage (III/2): 160 V, Number of positions: 6, Pitch: 3.5 mm, Color: black, Contact surface: Tin, Mounting: THR soldering, User information and design recommendations for through hole reflow technology can be found under "Downloads"

Printed-circuit board connector - MC 1,5/ 6-G-3,5 P26 THR - 1788589



Header, Nominal current: 8 A, Rated voltage (III/2): 160 V, Number of positions: 6, Pitch: 3.5 mm, Color: black, Contact surface: Tin, Mounting: THR soldering

## Printed-circuit board connector - MC 1,5/ 6-ST-3,5 - 1840405

### Accessories

Printed-circuit board connector - MC 1,5/ 6-G-3,5 P26 THRR56 - 1788592

Header, Nominal current: 8 A, Rated voltage (III/2): 160 V, Number of positions: 6, Pitch: 3.5 mm, Color: black,  
Contact surface: Tin, Mounting: THR soldering



Printed-circuit board connector - MC 1,5/ 6-G-3,5 P20 THRR56 - 1788819

Header, Nominal current: 8 A, Rated voltage (III/2): 160 V, Number of positions: 6, Pitch: 3.5 mm, Color: black,  
Contact surface: Tin, Mounting: THR soldering



Printed-circuit board connector - MC 1,5/ 6-G-3,5 P14 THR - 1789025

Header, Nominal current: 8 A, Rated voltage (III/2): 160 V, Number of positions: 6, Pitch: 3.5 mm, Color: black,  
Contact surface: Tin, Mounting: THR soldering



Printed-circuit board connector - MC 1,5/ 6-G-3,5 P14 THRR56 - 1789038

Header, Nominal current: 8 A, Rated voltage (III/2): 160 V, Number of positions: 6, Pitch: 3.5 mm, Color: black,  
Contact surface: Tin, Mounting: THR soldering



Base strip - MCV 1,5/ 6-G-3,5 - 1843648

Header, Nominal current: 8 A, Rated voltage (III/2): 160 V, Number of positions: 6, Pitch: 3.5 mm, Color: green,  
Contact surface: Tin, Mounting: Wave soldering



## Printed-circuit board connector - MC 1,5/ 6-ST-3,5 - 1840405

### Accessories

#### Base strip - MC 1,5/ 6-G-3,5 - 1844252

Header, Nominal current: 8 A, Rated voltage (III/2): 160 V, Number of positions: 6, Pitch: 3.5 mm, Color: green,  
Contact surface: Tin, Mounting: Wave soldering



---

#### Base strip - EMC 1,5/ 6-G-3,5 - 1897131

Header, Nominal current: 8 A, Rated voltage (III/2): 160 V, Number of positions: 6, Pitch: 3.5 mm, Color: green,  
Contact surface: Tin, Mounting: Press-in technology



---

#### Base strip - EMCV 1,5/ 6-G-3,5 - 1911059

Header, Nominal current: 8 A, Rated voltage (III/2): 160 V, Number of positions: 6, Pitch: 3.5 mm, Color: green,  
Contact surface: Tin, Mounting: Press-in technology



---

#### Base strip - MC 1,5/ 6-G-3,5 THT - 1937538

Header, Nominal current: 8 A, Rated voltage (III/2): 160 V, Number of positions: 6, Pitch: 3.5 mm, Color: black,  
Contact surface: Tin, Mounting: THR soldering, User information and design recommendations for through hole  
reflow technology can be found under "Downloads"



---

#### Base strip - MCV 1,5/ 6-G-3,5 THT - 1937648

Header, Nominal current: 8 A, Rated voltage (III/2): 160 V, Number of positions: 6, Pitch: 3.5 mm, Color: black,  
Contact surface: Tin, Mounting: THR soldering, User information and design recommendations for through hole  
reflow technology can be found under "Downloads"





## Printed-circuit board connector - MC 1,5/ 6-ST-3,5 - 1840405

### Accessories

#### Base strip - MCV 1,5/ 6-G-3,5 THT-R56 - 1951022



Header, Nominal current: 8 A, Rated voltage (III/2): 160 V, Number of positions: 6, Pitch: 3.5 mm, Color: black, Contact surface: Tin, Mounting: THR soldering, User information and design recommendations for through hole reflow technology can be found under "Downloads"

---

#### Base strip - MCDNV 1,5/ 6-G1-3,5 P26THR - 1952827



Header, Nominal current: 8 A, Rated voltage (III/2): 160 V, Number of positions: 6, Pitch: 3.5 mm, Color: black, Contact surface: Tin, Mounting: THR soldering, The pin length is 26 mm. User information and design recommendations on Through Hole Reflow Technology can be found at: [http: "Downloads"](#).

---

#### Base strip - MCDNV 1,5/ 6-G1-3,5 P14THR - 1953046



Header, Nominal current: 8 A, Rated voltage (III/2): 160 V, Number of positions: 6, Pitch: 3.5 mm, Color: black, Contact surface: Tin, Mounting: THR soldering, The pin length is 1.4 mm. User information and design recommendations on Through Hole Reflow Technology can be found at: [Downloads"](#).

---

#### Base strip - MCDN 1,5/ 6-G1-3,5 P26THR - 1953758



Header, Nominal current: 8 A, Rated voltage (III/2): 160 V, Number of positions: 6, Pitch: 3.5 mm, Color: black, Contact surface: Tin, Mounting: THR soldering, The pin length is 2.6 mm. User information and design recommendations on Through Hole Reflow Technology can be found at: ["Downloads"](#)

---

#### Base strip - MCDN 1,5/ 6-G1-3,5 P14THR - 1953952



Header, Nominal current: 8 A, Rated voltage (III/2): 160 V, Number of positions: 6, Pitch: 3.5 mm, Color: black, Contact surface: Tin, Mounting: THR soldering, The pin length is 1.4 mm. User information and design recommendations on Through Hole Reflow Technology can be found at: [Downloads"](#).

## Printed-circuit board connector - MC 1,5/ 6-ST-3,5 - 1840405

### Accessories

Base strip - MCV 1,5/ 6-GF-3,5 THT-R56 - 1958203



Header, Nominal current: 8 A, Rated voltage (III/2): 160 V, Number of positions: 6, Pitch: 3.5 mm, Color: black, Contact surface: Tin, Mounting: THR soldering, User information and design recommendations for through hole reflow technology can be found under "Downloads"

---

Base strip - MC 1,5/ 6-G-3,5 THT-R56 - 1968594



Header, Nominal current: 8 A, Rated voltage (III/2): 160 V, Number of positions: 6, Pitch: 3.5 mm, Color: black, Contact surface: Tin, Mounting: THR soldering, User information and design recommendations for through hole reflow technology can be found under "Downloads"

---