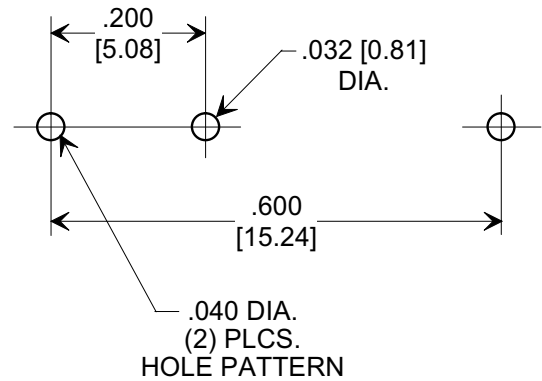
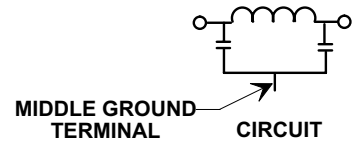
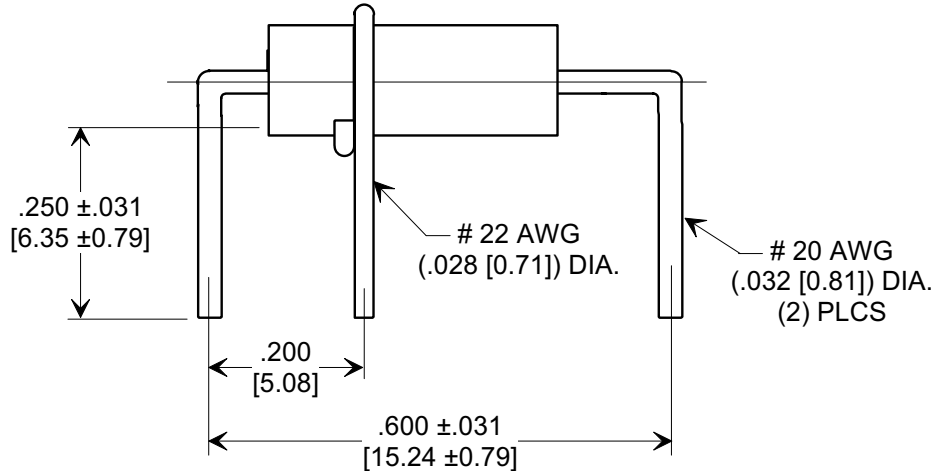
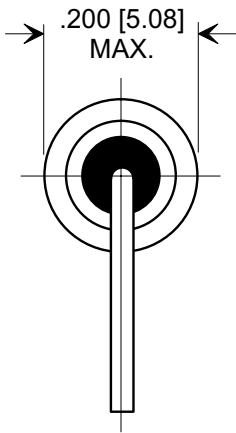
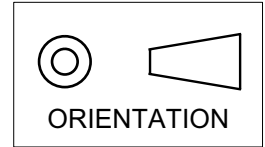


MARKETING SALES DRAWING

DIMENSIONS IN INCHES - DO NOT SCALE THIS DRAWING  
 DIMENSIONS IN METRIC - [ ]

Electrical Testing  
 per Tusonix standard  
 test plans and Mil-Std-202  
 Test Methods.



NOTES:

- TUSONIX STANDARD PART NUMBER: 4100-053.  
 TUSONIX RoHS COMPLIANT PART NUMBER: 4100-053 LF.  
 CUSTOMER MUST SPECIFY STANDARD OR RoHS PART NUMBER WHEN ORDERING.
- LEAD FINISH: STANDARD PART #: 60/40 SOLDER PLATED. RoHS PART #: SILVER PLATED.
- PART MARKING: STANDARD PART: NO MARKING.  
 RoHS PART: GREEN INK DOT ON INSULATION BAND.

Cx 1KHz @ 25°C	WORKING VOLTAGE		IR	CURRENT I <sub>dc</sub> (A)	TYPICAL NO LOAD INSERTION LOSS @ 25°C (dB) PER MIL-STD-220			
	+85°C 250 @ 60 Hz VAC	+125°C 200 VDC			1 MHz	10 MHz	100 MHz	1 GHz
10,000/5,000			10 G	10 MAX.	2	18	60	70

X-2015 Rev-0	REVISION RECORD	--TOLERANCES-- Unless Otherwise Specified		Title <b>P.C. BOARD MOUNT TYPE LOW PASS FILTER</b>	
	Original Release C.O.	0	DECIMAL ± .031 [0.79]	Drawn	S.M. 05-08-00 Scale 4 X
	WAS SK 6871-001. EC 07-27-88	1	ANGLES ±	Approved	T.C. 05-08-00
	4056 COMPLETELY REVISED & REDRAWN PER SK 6905-000. L.E. 09-29-88	2	TUSONIX TUCSON, ARIZONA	A	4100-053
	4170 DIM. REVISED .200 WAS .175. L.E. 11-10-89	3			
4900 RDN TO COMP FMT. S.M. 05-09-00	4				
20000508-2-01 ADDED NOTES 1-3. S.M. 05-24-05	5				
20050513-2-02					